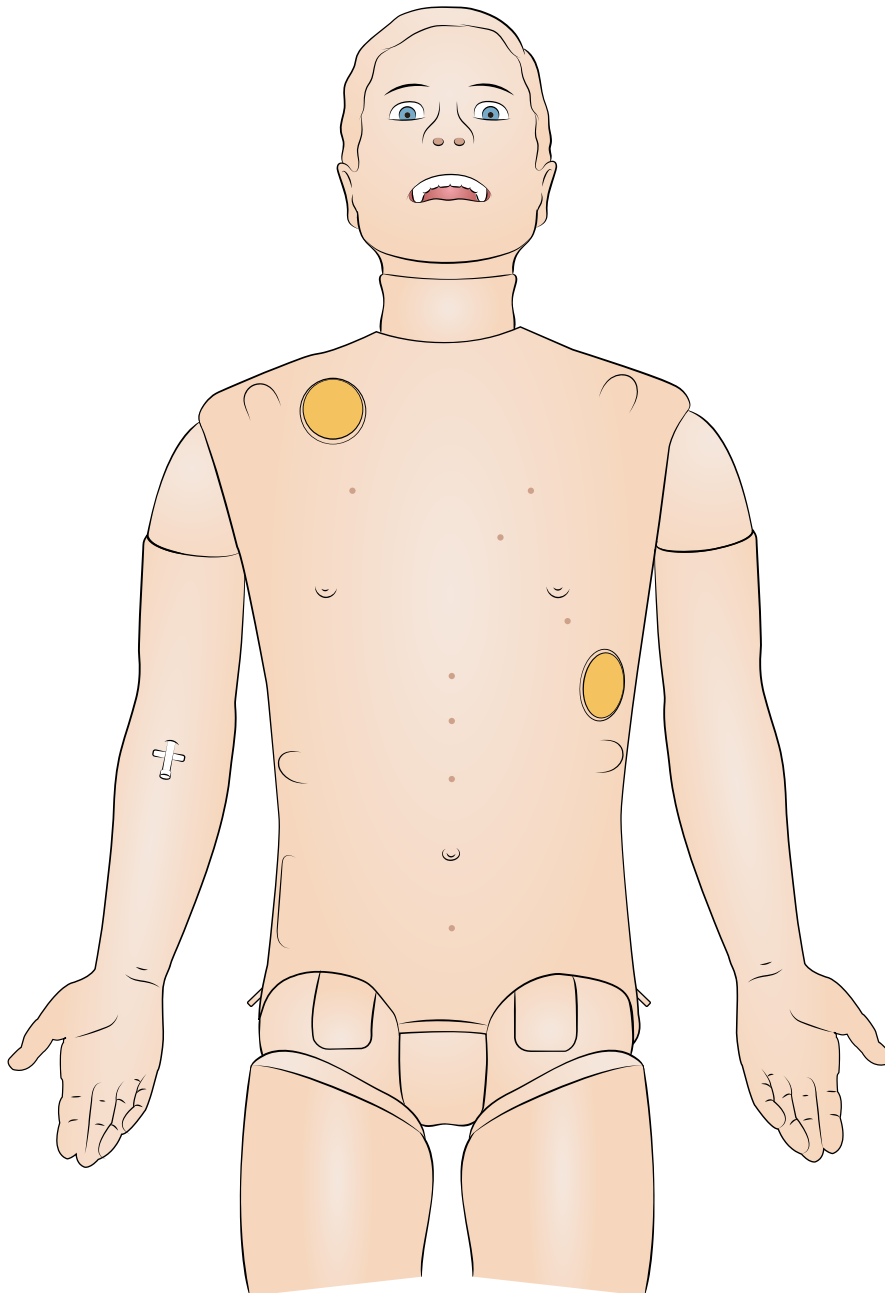
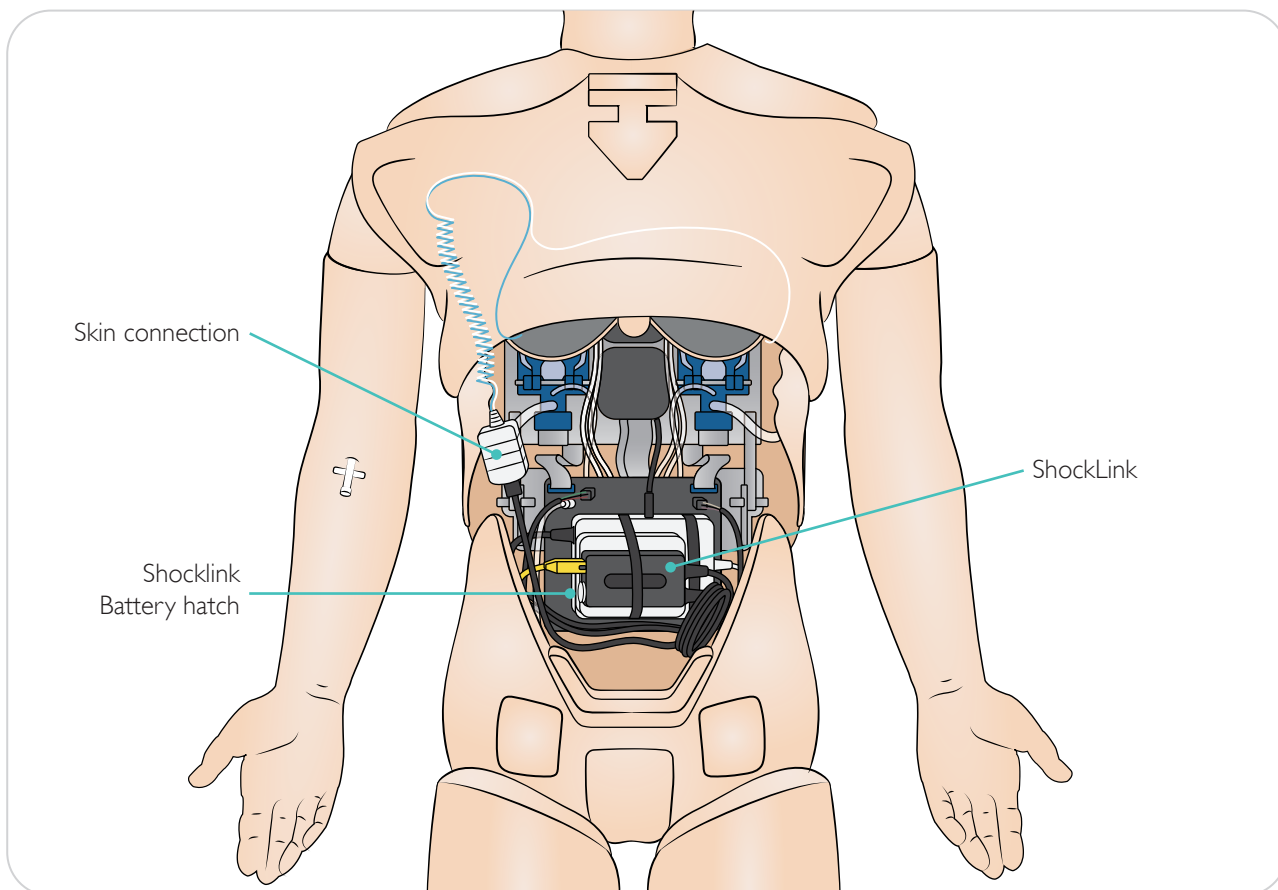
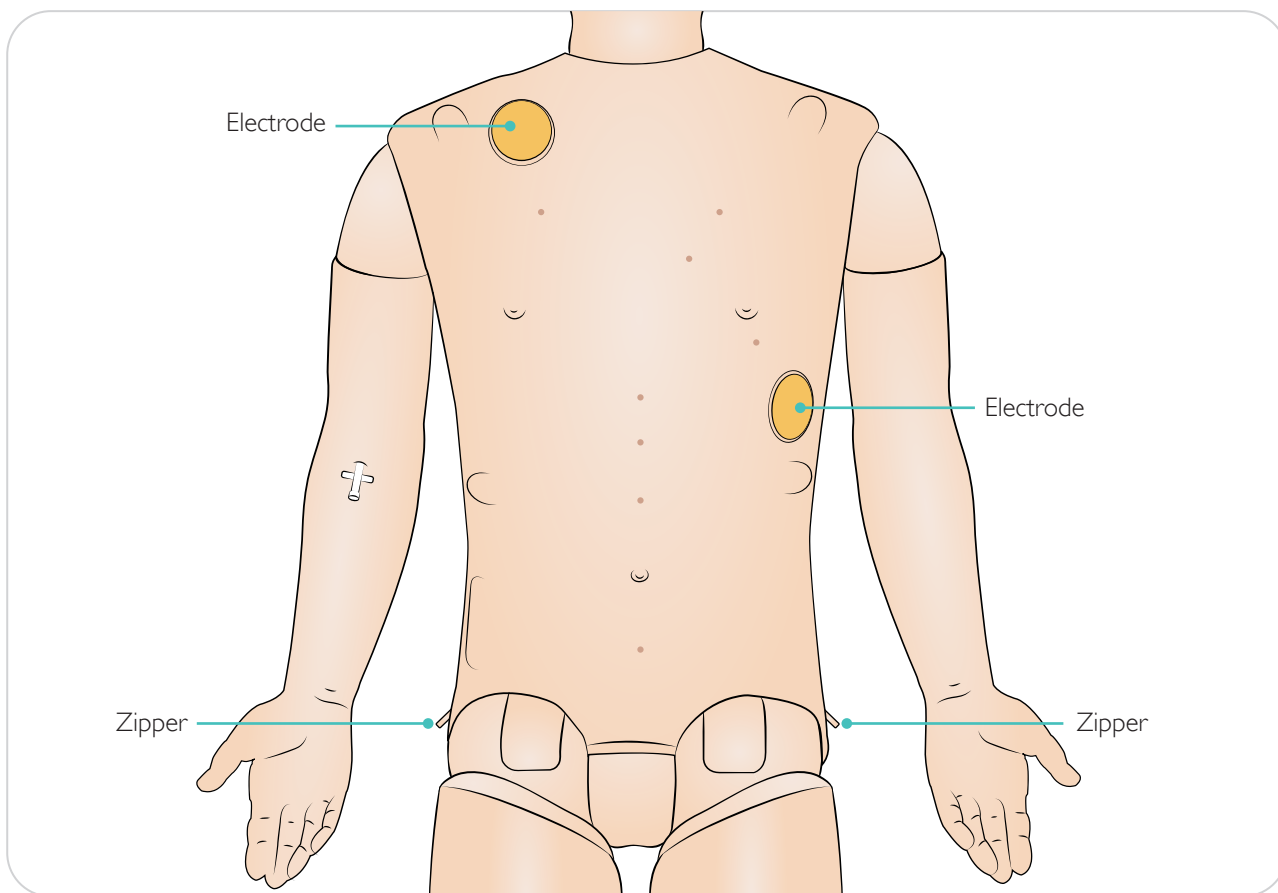


SimMan ALS LiveShock

Addendum to User Guide



Use



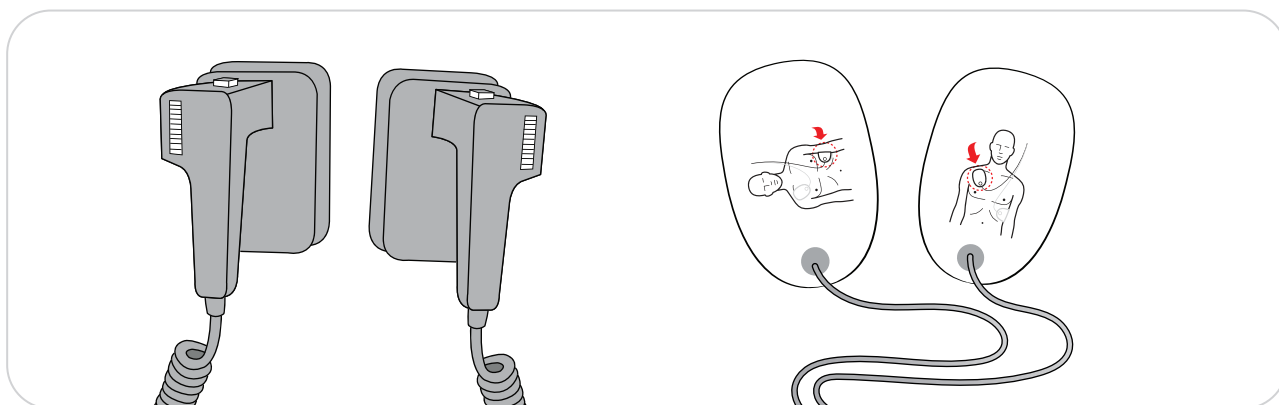
For technical specifications and instructions on how to use SimMan ALS and ShockLink, refer to the relevant User Guides and Important Product Information on www.laerdal.com.

Defibrillation - SimMan ALS LiveShock version

Defibrillation can be performed using live defibrillators. With live defibrillators; energy level and waveform model is registered by the Patient Simulator. The energy levels and number of shocks required for automatic conversion are set in each simulation Patient Case.

Notes

- When opening the torso skin, take care to avoid tension in the cable from torso skin to pelvis.
- Electrodes can be cleaned using manikin wipes or mild cleaning agent after every session
- ShockLink is on when the simulator is on.
- ShockLink will identify up to a maximum of 300J per Shock. If 360J is delivered only 300J will be shown in LLEAP/SimPad.



Using Defibrillation Pads or Paddles

The Patient Simulator can be defibrillated with either defibrillation pads (non-expired) or defibrillation paddles.

⚠ Warnings

- Do not spill fluids on the defibrillator electrodes. Wet defibrillator electrodes may lead to a shock hazard during defibrillation of the simulator.
- The Patient Simulator must not be in contact with electrically conductive surfaces or objects during defibrillation.
- Do not defibrillate the Patient Simulator when it is OFF or if it is not functioning normally.
- Do not defibrillate the Patient Simulator without the torso skin installed correctly.
- Do not defibrillate the Patient Simulator in a flammable or oxygen enriched atmosphere.
- The Patient Simulator torso must always be kept dry. Allow the Patient Simulator to acclimate before defibrillating. Sudden changes in temperature (moving the Patient Simulator from a cold environment to a warm environment and vice versa) may result in condensation and pose a shock hazard.
- Ensure that the defibrillator electrodes are securely tightened before defibrillating. Loose connectors may represent a shock hazard.

⚠ Cautions

- Do not use expired Defibrillation Pads.
- Using expired pads may result in arcing.
- Do not defibrillate on the ECG connectors on the Patient Simulator. This will damage the Patient Simulator.
- In hot conditions, intensive defibrillation may cause thermal shutdown of the Patient Simulator.
- Do not use automated chest compression machines on the Patient Simulator.
- When defibrillating it is important to completely cover the Electrodes with the Pads/Paddles, to avoid arcing and to get correct registration of delivered energy from the defibrillator to manikin.

Specifications

Technical specifications - ShockLink	
Battery	AAA size Alkaline battery 1.5V
Battery life	On: 25 - 35 hours Off: 3 years (shelf life with battery mounted)
Battery Low warning	at 1.1 V (typically 4 hours left)
Unit turns off	at 0.95 V nominal
Shock detection	5 - 300 J, +/- 15%

Cautions

- *Maximum energy in one shock: 360 J (Only give a cumulative total of 1000 J per minute) Shocklink will disconnect the defibrillator for one minute if a cumulative total of more than 4000 J has been given over the last 3 minutes.*
- *Do not use ShockLink if the cable or the housing has visible damage or openings.*
- *Do not use Shocklink in wet conditions.*